


WHITNEY PLUS



EXCEPTIONAL FURNITURE FOR CHILDREN

WHITNEY + INGENUITY = A BOLD NEW LOOK

Introducing new Whitney Plus children's furniture. A super premium line that incorporates custom designer styling with unsurpassed strength and durability. Since 1904, the name Whitney has been synonymous with unparalleled quality and outstanding value. The Whitney Plus line takes our uncompromising craftsmanship to a whole new level using premium components, industry-leading specifications, and rigorous attention to detail. Signature features include contoured and splayed legs on all chairs, desks and tables for added stability, and striking color options that enable you to create bright, coordinated learning or play environments.



2

WHITNEY + STYLE


We partnered with a nationally acclaimed furniture design consultant who understood and shared our vision to create an entirely new collection of children's educational furniture. This unique collaboration results in dramatic new styling never seen before in children's furniture – a flowing, contoured, eye-catching design that embodies imaginative use of materials and a custom palette of contemporary color options that will brighten any environment.

WHITNEY + STRENGTH

Whitney Plus features premium-quality woods, innovative construction techniques using dowel and rabbeted joints, and the strongest 3M epoxy glue. The result is a sleek, clean design that's unblemished by visible screws. Made right here in New England and backed by a lifetime warranty, it's the strongest, most durable furniture we've ever built. You won't find similar quality furniture anywhere else, at any price.

WHITNEY + INNOVATION

For the second year in a row, Whitney Brothers has won the prestigious IIDA Edspaces Innovation Award in the Childrens Furniture category.



3

WWW.WHITNEYPLUS.COM



WHITNEY + SAFETY

Like all of our products, Whitney Plus meets or exceeds the Consumer Product Safety Improvement Act requirements and are GREENGUARD GOLD® Certified. So each piece isn't just safe for kids. It's safe for the environment.

CHAIRS

These beautiful chairs will withstand the test of time. Crafted in full 1-inch thick birch laminate for superior strength and durability, a feature you won't find on any other chairs. Gorgeous, flowing design with cut-out hand holds that are functional and stylish.



THREE SIZES



FOUR COLORS




WHITNEY BLUE

HOT PUMPKIN

ELECTRIC LIME

TABLES

The tops are made of full 1-inch thick birch laminate covered with the same high-pressure laminate used on kitchen counters, making these tables extremely scratch resistant and able to withstand rigorous daily use. Select from four shapes and three table heights. Also, the rectangular and trapezoid tables come in 23" or 30" widths, and 47" or 59" lengths – that's a total of twenty-four configurations to choose from!






THE IMAGINATION ROOM

Build a roomful of fun, add unlimited configurations, and you've got the perfect recipe for stirring up creativity. All the play activity inserts are interchangeable on the cabinet tops, and the sink, stove and checkout scanner can be conveniently stored inside the cabinets.



The cabinet has a handy, 4-inch deep, bin top to hold stuff when the inserts are stored away. All of the cabinets can be bolted together for added stability, plus there's a handy shelf inside for increased storage. The open-shelf unit also makes a terrific stand-alone island, and adding corner units increases the variety of configurations to suit your room.





THE PORTHOLE DESK


This unique, inviting desk is crafted using the same premium materials as our tables, and the colorful acrylic inserts add a truly striking design element both front and back!



Boasting nine open shelves for easily accessible storage, this unit also has two shelves behind closed doors for larger items. As always, piano hinges are used to prevent little fingers from being pinched—an important safety feature.

THE ART CENTER

FOUR HEFTY CABINETS



These heavy duty cabinets are crafted in $\frac{3}{4}$ -inch thick birch laminate and are made even more sturdy with $\frac{1}{4}$ -inch birch laminate back panels. The backs are the same color on both sides, which enables them to be color coordinated with tables and chairs, or make a colorful statement as stand-alone pieces away from a wall. Stylish yet functional, with generous shelves, these cabinets will provide a lifetime of service.


FOUR COLOR CHOICES





THE SAND AND WATER TABLE

Double the playtime fun with these two 12-gallon tubs molded from industrial grade polymers that meet all FDA standards. The tops can be removed and stored underneath, and the tubs are elevated for easy removal of the contents by hand. The table surface is a full 1-inch thick topped with high-pressure maple laminate, and the extra-thick legs feature heavy-duty, lockable casters for stability and easy mobility.




OUR PRICE LIST

Tables are shipped ready to assemble with easy-to-use hardware supplied. Chairs ship assembled. The Rectangle and Trapezoid tables are available in 23" or 30" widths and 47" or 59" lengths. Please call us for details. All items ship either FedEx or UPS ground unless otherwise noted.

	WX3518M ROUND TABLE \$379.00 35"W x 18"H x 35"D Weighs 39 lbs.		CH4104 BIN-TOP CABINET \$195.00 24"H x 24"W x 14.75"D Weighs 38 lbs. ASSEMBLED
	WS3518M SQUARE TABLE \$379.00 35"W x 18"H x 35"D Weighs 44 lbs.		CH4101 ISLAND SHELVES \$299.00 48"W x 24"H x 15"D Weighs 55 lbs. ASSEMBLED
	WR304718M RECTANGULAR TABLE .. \$385.00 47"W x 18"H x 30"D Weighs 47 lbs.		CH4103 CORNER FILLER \$119.00 24"H x 14.75"W x 14.75"D Weighs 28 lbs. ASSEMBLED
	WT234718M TRAPEZOID TABLE \$429.00 47"W x 18"H x 30"D Weighs 43 lbs.		CH4107 CORKBOARD MIRROR \$295.00 66"W x 20"H x 1"D Weighs 15 lbs.
	CR2510S WHITNEY BLUE CHAIR \$129.00 13.7"W x 21.5"H x 16.25"D Weighs 9 lbs.		CH4109 DRIVING AROUND INSERT \$149.00 22.5"W x 12.5"H x 18"D Weighs 10 lbs.
	CR2510O HOT PUMPKIN CHAIR \$129.00 13.7"W x 21.5"H x 16.25"D Weighs 9 lbs.		CH4110 CHECKOUT SCANNER INSERT .. \$149.00 22.5"W x 14"H x 12.5"D Weighs 10 lbs.
	CR2510G ELECTRIC LIME CHAIR \$129.00 13.7"W x 21.5"H x 16.25"D Weighs 9 lbs.		CH4105 KITCHEN SINK INSERT \$149.00 22.5"W x 3"H x 12.5" Weighs 10 lbs.
	CR2510N NATURAL CHAIR \$129.00 13.7"W x 21.5"H x 16.25"D Weighs 9 lbs.		CH4102 RANGE INSERT \$149.00 22.5W x 2"H x 12.75"D Weighs 10 lbs.
	WX3520M ROUND TABLE \$389.00 35"W x 20"H x 35"D Weighs 40 lbs.		CH0200 PORTHOLE DESK \$479.00 40"H x 42.5"W x 26"D Weighs 73 lbs. SHIPS BY TRUCK
	WS3520M SQUARE TABLE\$389.00 35"W x 20"H x 35"D Weighs 45 lbs.		CH0500 ART PAPER CABINET \$459.00 30"H x 48"W x 15"D Weighs 82 lbs. ASSEMBLED - SHIPS BY TRUCK
	WR304720M RECTANGLE TABLE \$389.00 47"W x 20"H x 30"D Weighs 48 lbs.		CH4049 SAND AND WATER TABLE \$565.00 23.5"H x 43.5"W x 31"D Weighs 75 lbs. SHIPS BY TRUCK
	WT234720M TRAPEZOID TABLE \$435.00 47"W x 20"H x 30"D Weighs 44 lbs.		CH1330S WHITNEY BLUE CABINET \$279.00 30"H x 48"W x 14"D Weighs 65 lbs. ASSEMBLED - SHIPS BY TRUCK
	CR2512S WHITNEY BLUE CHAIR \$135.00 13.7"W x 23.5"H x 17"D Weighs 10 lbs.		CH1330O HOT PUMPKIN CABINET \$279.00 30"H x 48"W x 14"D Weighs 65 lbs. ASSEMBLED - SHIPS BY TRUCK
	CR2512O HOT PUMPKIN CHAIR \$135.00 13.7"W x 23.5"H x 17"D Weighs 10 lbs.		CH1330G ELECTRIC LIME CABINET ... \$279.00 30"H x 48"W x 14" D Weighs 65 lbs. ASSEMBLED - SHIPS BY TRUCK
	CR2512G ELECTRIC LIME CHAIR \$135.00 13.7"W x 23.5"H x 17"D Weighs 10 lbs.		CH1330N NATURAL CABINET \$279.00 30"H x 48"W x 14"D Weighs 65 lbs. ASSEMBLED - SHIPS BY TRUCK
	CR2512N NATURAL CHAIR \$135.00 13.7"W x 23.5"H x 17"D Weighs 10 lbs.		
	WX3522 ROUND TABLE \$395.00 35"W x 22"H x 35"D Weighs 41 lbs.		
	WS3522M SQUARE TABLE \$395.00 35"W x 22"H x 35"D Weighs 46 lbs.		
	WR304722M RECTANGLE TABLE \$395.00 47"W x 22"H x 30"D Weighs 49 lbs.		
	WT234722M TRAPEZOID TABLE \$439.00 47"W x 22"H x 30"D Weighs 45 lbs.		
	CR2514S WHITNEY BLUE CHAIR \$139.00 13.7"W x 25.5"H x 17"D Weighs 11 lbs.		
	CR2514O HOT PUMPKIN CHAIR \$139.00 13.7"W x 25.5"H x 17"D Weighs 11 lbs.		
	CR2514G ELECTRIC LIME CHAIR \$139.00 13.7"W x 25.5"H x 17"D Weighs 11 lbs.		
	CR2514N NATURAL CHAIR \$139.00 13.7"W x 25.5"H x 17"D Weighs 11 lbs.		

WHITNEY PLUS

EXCEPTIONAL FURNITURE FOR CHILDREN



LIFETIME WARRANTY



MADE IN AMERICA

PO Box 644 + Keene, NH + 03431 + 800-225-5381 + Fax 603-357-1559 + www.whitneyplus.com